


ASTROGENEALOGY: Single Generation Studies by Christopher Stubbs

Since, in all probability, our genes (DNA) give us our characteristics, and since our horoscopes do just the same, then we have here two descriptions of one and the same thing. Thus if we find horoscope interpretations that describe the shared characteristics of a group, then presumably that group shares the same type of genes.

Generally siblings share 50% (1/2) of each other's DNA, although each 50% share is different from every other 50% share within the group. For Astrogenealogy surely we should expect to find some sort of group relationships existing among the horoscopes of large families.

King George III's Children

Diagram 1: King George III, Queen Charlotte and their first six children



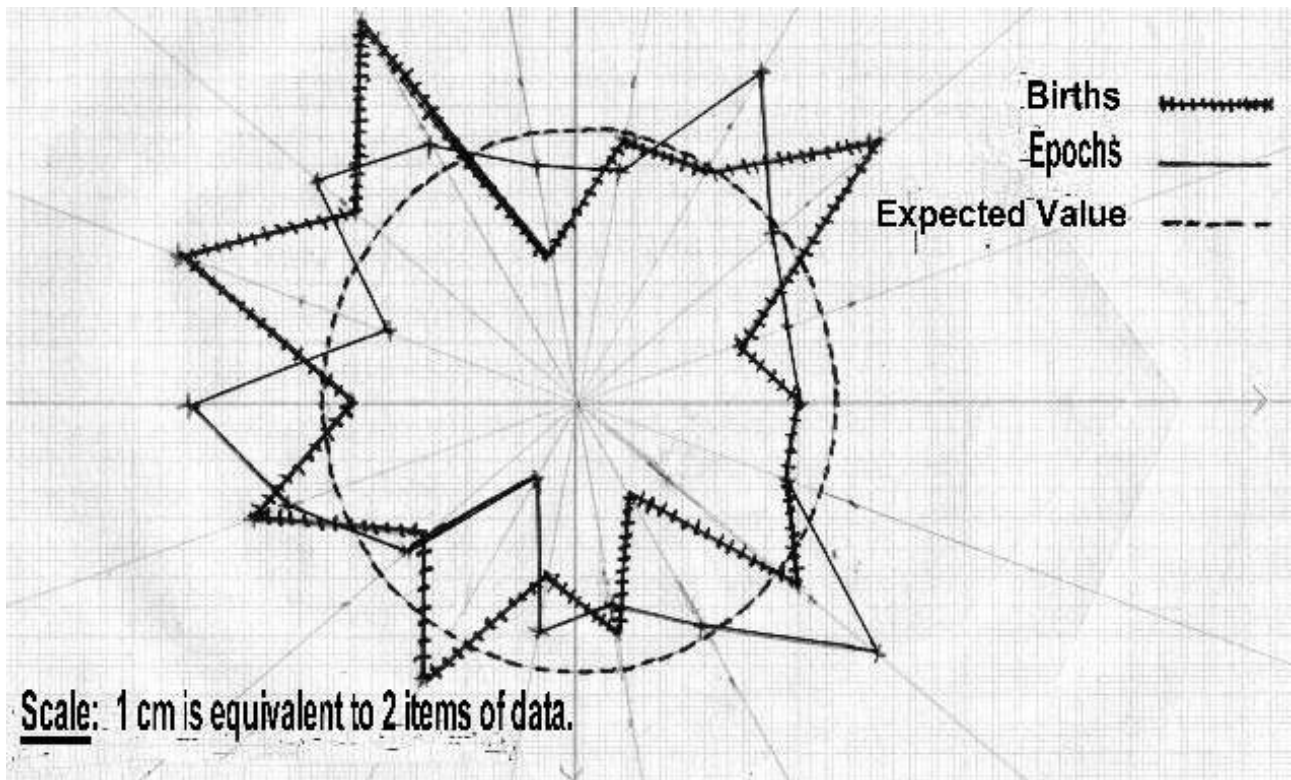
King George III and Queen Charlotte had 15 children all by single births. Birth dates for all fifteen were readily available² and, fortunately, birth times²⁵, although not that accurate, were obtainable from local newspapers of the time. All the children were conceived and born in London. Table 1 gives the birth and epoch data (using the Ideal Birth Time and the Morinus House System¹) for King George III's (KGIII's) children. Table 1: Birth and Epoch Dates and Times for King George III's Children:

Name	Birth Date	Recorded Birth Time	Ideal Birth Time	Epoch Date	Epoch Time	Order and Type of Epoch
George	12 08 1762	07:30	07:13:32	07 11 1761	05:51:56	2 Reg. Sex.
Frederick	16 08 1763	10:00	09:48:40	31 10 1762	07:25:20	3 Irreg. 2 nd Var.
William	21 08 1765	03:45	03:46:56	14 11 1764	16:00:04	3 Sex Irreg. 1 st V.
Charlotte	29 09 1766	06:00-07:00	06:52:04	08 12 1765	09:33:04	2 Irreg. 2 nd Var.
Edward	02 11 1767	12:00	11:56:36	30 01 1767	08:39:24	3 Sex Reg.
Augusta	08 11 1768	20:30	20:17:56	13 02 1768	11:14:16	4 Sex Reg.
Elizabeth	22 05 1770	08:00-09:00	08:15:19	13 08 1769	10:17:40	2 Sex Reg.
Ernest	05 06 1771	05:50	05:39:48	28 08 1770	06:11:36	2 Reg.
Augustus	27 01 1773	06:00	05:40:40	24 04 1772	15:41:00	3 Sex Irreg. 1 st V.
Adolphus	24 02 1774	18:15	18:09:36	29 05 1773	10:25:04	1 Reg.
Mary	25 04 1776	07:00	06:39:04	20 07 1775	18:05:08	3 Irreg. 1 st Var.
Sophia	03 11 1777	21:00	20:44:28	20 01 1777	15:21:56	3 Sex Irreg. 1 st V.
Octavius	23 02 1779	03:00-04:00	03:18:32	02 05 1778	07:07:22	3 Sex Irreg. 2 nd V
Alfred	22 09 1780	10:00	09:40:04	20 12 1779	18:32:12	2 Sex Irreg. 1 st V.
Amelia	07 08 1783	02:30	02:30:28	25 10 1782	19:45:48	3 Sex Irreg. 1 st V.

Analysis in the Daily Circle using Morinus Sectors

Horoscopes for KGIII's children were cast using the ideal Birth Times in Table 1 and the Morinus House System¹. The positions of the 11 planets (Sun, Moon etc. plus Chiron) for all of them, with respect to the Morin Point, were placed in one of 18 Morinus Sectors. Polar Graph 1 shows the result of plotting planet occupancy for each of the 18 sectors for both the births and epochs of KGIII's children. Because there is nothing that is significantly outstanding for either of these graphs (the distribution for both is relatively general) there was no need to run control experiments.

Polar Graph 1: The Sector Position (1 – 18) of all the Planets in the Horoscopes of KGIII's Children at Birth and at Epoch.



Analysis by Aspects.

There was no favoured personal planet, or otherwise, or major aspect, in the birth horoscopes of KGIII's children. However, the epoch horoscopes showed a distinct lack of aspects to Mercury (supported somewhat by the birth horoscopes) and suggests that their mentality is not well-integrated with the rest of their characteristics. Additionally there was a noticeable excess of trines for the epoch group that perhaps lends support to the statement that King George III and Queen Charlotte had "such lovely children".

Analysis in the Ecliptic (Zodiac) Circle.

Analysis of all the planets of the horoscopes of KGIII's from their Ideal Birth Times and from their epochs, for outstanding harmonics from 1 – 12 only, was accomplished using the Jigsaw 2 program²⁴. As the time range of the study only covers some 22 years (1761 – 1783), and because the movements of the generation planets (Jupiter – Pluto plus Chiron) tend to be slow, duplication (due mainly to apparent retrograde motion of the planets) often occurred. When this happened only one was counted. For

the births, the 7th harmonic ($X^2 = 8.7$) is worth mentioning, with essentially nothing of significance for the epochs (6th; $X^2 = 4.6$).

From this single generation study we have seen that only aspect analysis of the epochs yielded significant results that appeared to fit for the children. This result does provide some support for the whole idea of epochs.

Queen Victoria's Children.

We have stated that, in general, siblings share 50% of each other's DNA. For Queen Victoria's (QV's) children that share increases to 62.5% ($\frac{5}{8}$) because she married her 1st cousin, Prince Albert, who was her mother's brother's son. Queen Victoria and Prince Albert had nine children, the birth times of each being carefully recorded, and available to the public²⁶.

Diagram 2: Queen Victoria with her First Five Children



Surely we should expect to find some sort of relationships existing among the horoscopes of these nine children. Table 2 gives the birth and epoch data for QV's children, who were all conceived and born in London.

Table 2: Birth and Epoch Dates and Times for Queen Victoria's Children.

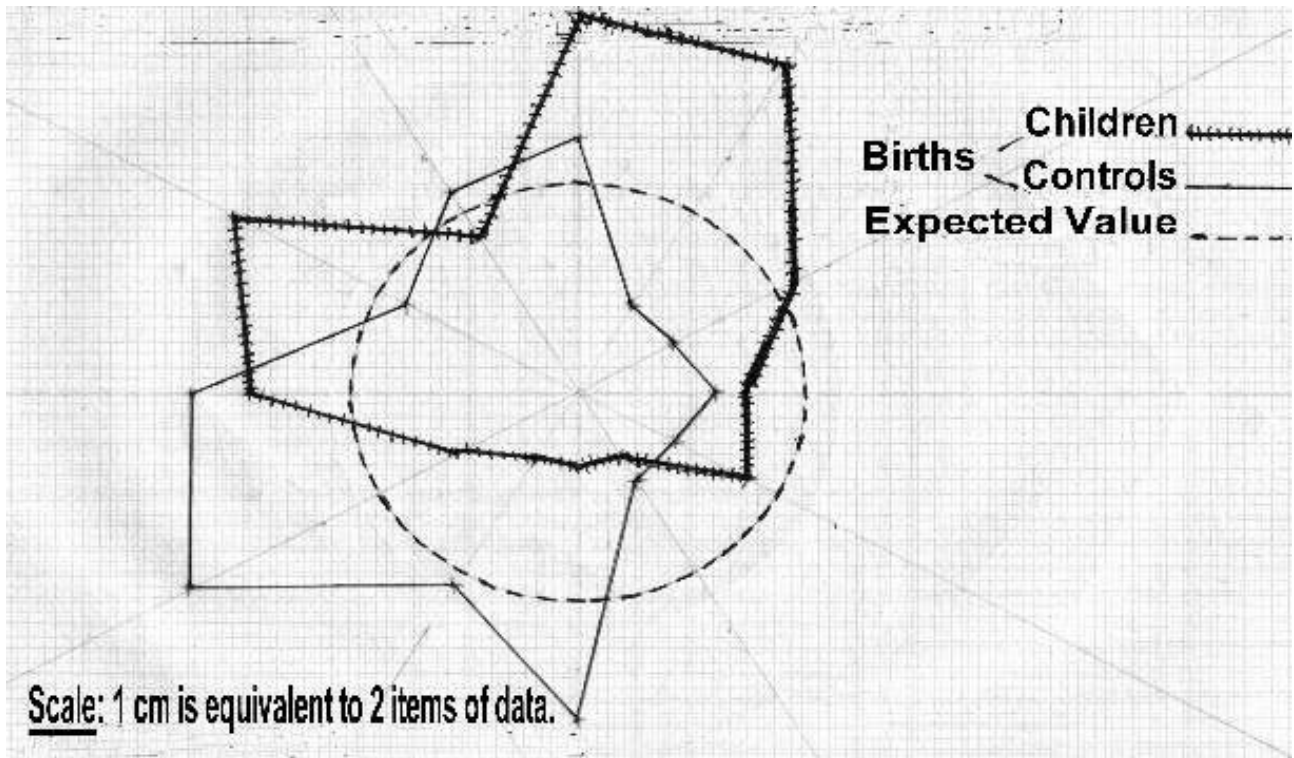
Name	Birth Date	Recorded Birth Time	Ideal Birth Time	Epoch Date	Epoch Time	Order and Type of Epoch
Victoria	22 11 1840	14:00	13:52:16	06 02 1840	23:59:36	2 Irreg. 1 st Var.
Edward	09 11 1841	10:48	10:34:28	04 02 1841	20:58:12	2 Sex Irreg. 1 st Var.
Alice	25 04 1843	04:05	03:51:52	13 07 1842	09:31:28	2 Sex Reg.
Alfred	06 08 1844	07:50	07:56:00	02 11 1843	06:29:48	2 Reg.
Helena	25 05 1846	14:55	14:42:48	04 09 1845	11:48:28	1 Irreg. 1 st Var.
Louise	18 03 1848	08:00	07:56:00	26 05 1847	12:22:40	3 Reg.
Arthur	01 05 1850	08:17	08:16:44	30 07 1849	03:54:57	2 Reg.
Leopold	07 04 1853	13:30	13:28:34	21 06 1852	00:34:16	2 Irreg. 3 rd Var.
Beatrice	14 04 1857	13:45	13:42:00	19 07 1856	15:37:08	4 Sex Irreg. 1 st Var.

Analysis in the Daily Circle using Morinus Sectors.

The positions of all of the planets in the horoscopes of QV's children, with respect to the Morin Point, were determined and placed in one of 12 Morinus Sectors. Polar Graph 2 shows the results of plotting planet occupancy for each of 12 sectors for their births. The graph also shows the result of plotting planet occupancy for each of the 12 Morinus Sectors for the controls.

Surprisingly both results appear to be significant* ($\sum X^2 = 29.1$; $p = 0.2$) for QV's children and ($\sum X^2 = 24.8$; $p = 1$) differently, for the controls. Interestingly we can rationalise these results using M. E. Jones's interpretations²⁷. The graph for QV's children shows a clear South and West emphasis. The interpretations here are "*objective*" and "*they have their destiny imposed upon them*", both of which make sense for QV's children as a group. Here shared character of the family group corresponds with shared genes. Similarly the graph for the controls shows a strong East emphasis for which the interpretation

Polar Graph 2: The Sector Position (1 – 12) of all the Planets in the Birth Horoscopes of QV's Children (Plus Controls).

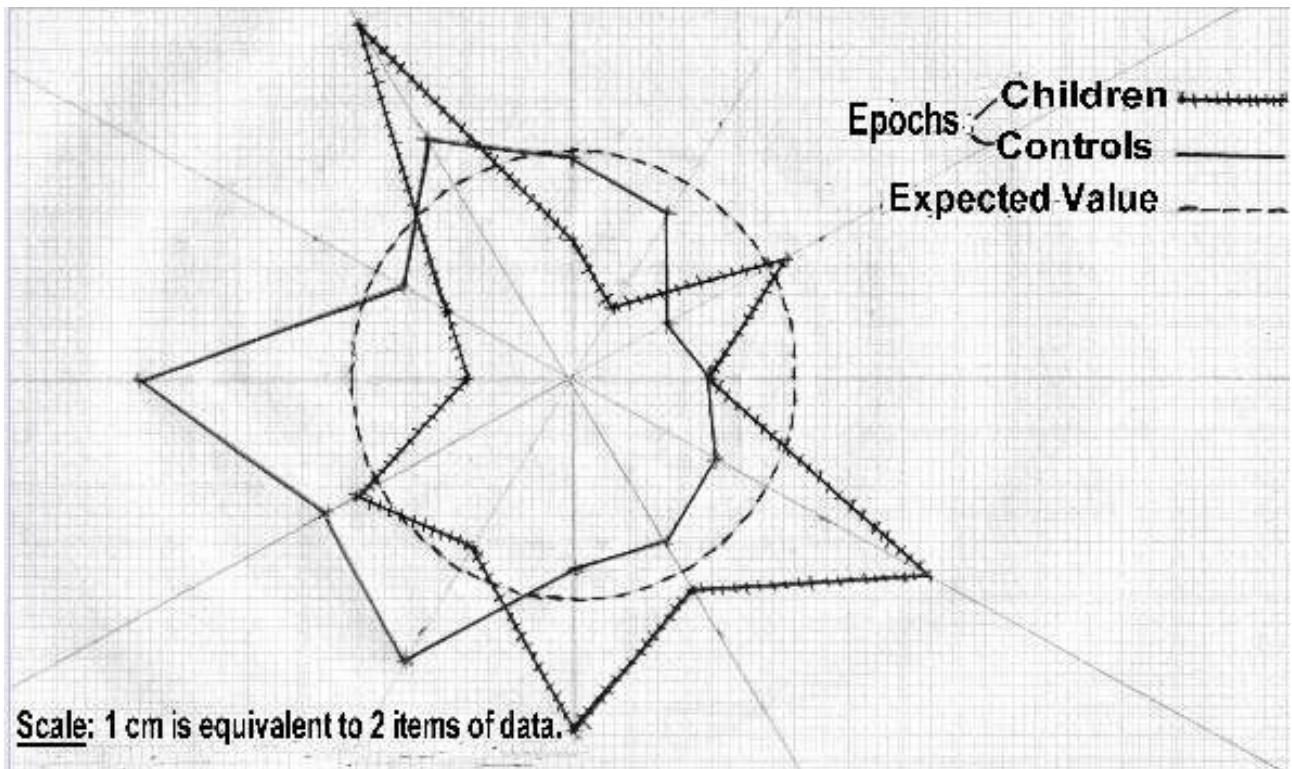


“they have their destiny in their own hands”. As the members of this group are all notables, for good or ill, this interpretation fits them well as a group. Once again shared character equates to shared genes, although not in a family sense as we have just seen, but rather as *“destiny deciders”*. If we accept these results then perhaps we need to impose an added constraint on controls to those of similar time and place in this kind of study – namely that all the planets in the horoscopes need to be well-dispersed through the sectors, or that there needs to be an even distribution overall. This added constraint could prove quite difficult to satisfy!

Similarly Polar Graph 3 shows the results of plotting planet occupancy for each of 12 Morinus Sectors for the epochs of QV's children, as well as for the epochs of the controls.

Polar Graph 3: The Sector Position (1 – 12) of all the Planets in the Epoch Horoscopes of QV's Children (Plus Controls).

Once again both results have some significance ($\sum X^2 = 23.5$; $p = 1.5$) for QV's children and ($\sum X^2 = 14.5$; $p = 20$) for the controls.



Although it is difficult to rationalise the graph shape for the epochs of QV's children, it is nevertheless distinctive and so noteworthy. A small East emphasis shows up for the epochs of the controls. Perhaps true notability requires East emphasis for both birth and epoch horoscopes (see underlined section at the end of chapter 6)!

Analysis by Aspects.

There appeared to be no particularly favoured planet or otherwise for the birth or epoch horoscopes of QV's children. However, for the births there is a distinct lack of oppositions (a lack of tenseness) among the major aspects (as could have been deduced from Polar graph 3), as well as, to a lesser extent, an excess of conjunctions+.

Analysis in the Ecliptic (Zodiac) Circle.

Analysis of the horoscopes of QV's children from their Ideal birth and epoch times, for outstanding harmonics from 1 – 12, was effected using the Jigsaw 2 program. For background "noise" purposes analyses were also carried out for control horoscopes using their Ideal birth and epoch times. However the time range for the whole study only spans some 17 years (1840 – 1857). During this period the movements of the generation planets tend to be slow so that when duplication occurred it

was allowed for only once. After correcting for background noise using the controls, only the 1st harmonic for the births ($X^2 = 4.8$) is just worth mentioning. Again, for the epochs, only the 1st harmonic (two of them [$X^2= 8.1; 110^0 44'$ and $7.9; 137^0 39'$]) just about stand out.

Comparing the results of QV's children with those of KGIII's children in the daily circle we can wonder if the differences observed are in any way due to the different levels of shared DNA among the respective siblings. However, the results for the controls tend to counter this. From the QV's children study we have seen that only analysis in the daily circle yields particularly noteworthy results and so provides some support for astrogenealogy. Once again the fact that we observe significant results for epochs in the daily and ecliptic circles lends support for the proposal that the Morinus House System constitutes "The House System of Choice". The Epoch results also support the general idea of "The Pre-Natal Epoch".

Is it possible that taking all the astrogenealogical results together, we are starting to find evidence for the existence of a detectable link between the heavenly bodies of the Solar System with human life here on Earth?

References and footnotes

25) Birth times were obtained by courtesy of the Royal Archives using the Annual Register. However the birth times of Prince Alfred and Princess Amelia were obtained by courtesy of the British Library (Newspapers) from "The Morning Chronicle" the day after each birth.

26) The Astrological Association's database (London) has all the birth details of Queen Victoria's immediate family.

* Significances throughout are comparative only. The assumption has been made that the planets of the Solar System can become distributed regularly around the daily circle that we know is not true.

27) "How to Learn Astrology", M. E. Jones, Routledge and Kegan Paul, London, 1977, Ch.1.

Christopher Stubbs: *Astrogenealogy: Single Generation Studies*
(chap. 8 of [Our Birth on Earth](#), Victoria, Trafford Publishing, 2009)

<http://cura.free.fr/09-10/1011stub2.pdf>

All rights reserved © 2009-2010 Christopher Stubbs